

Socal A/C Supply Co

Ductwork
Sheet Metal
Registers
And
Grills

StOck B00k

Phone: (619)440-4162

Fax: (619)588-8648

www.socalac.com

E-Mail: sales@socalac.com

2016

Table of Contents



90/45 Elbow

Pg1



90/45 Elbow 1 1/2 Rad

Pg1



Wyes

Pg2/3



Vent Tee 26g

Pg4



Straight Boot 30g

Pg5




Stackhead Boot

Pg5




Cone Boot

Pg5



**Perimeter Adaptor
6" high 30g**

Pg5



**Riser Ell
45/90 flat 30g**

Pg6



**Riser Ell
45/90 STD 30g**

Pg6



Pipe 3ft 30g

Pg6



**Riser End
Cap 30g**

Pg6




Floor Box 30g

Pg7



Register

Pg7




Perimeter Box

Pg7




**Perimeter
SH Boot**

Pg8




**Perimeter
Cone Boot**

Pg8




Sq Ceiling Boxes

Pg9




Tapered Ceiling Box

Pg9



Return Air Can

Pg10



**12" high ceiling
Box w/pg 30g**

Pg10



Pancake 30g

Pg11




**Reducers
8 high 30g**

Pg11



**Tapers 3pc
(Shur Fit)**

Pg11



**Disc/Heavy Damper
26/20g**

Pg12



Sleeve w/Damper

Pg12



**ComSleeve
w/damper**

Pg12




Round End Caps

Pg13



**Saddle Tap
Round**

Pg13



**Saddle Tap
Flat**

Pg13



**Spin Ins w/Scoop
and Damper**

Pg13



Superseals

Pg13




Start Collars

Pg 14



**Duct Board
Start Collars**

Pg14



**Conductor Pipe
10ft**

Pg15



K-D Pipe 3ft

Pg15



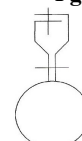
1" Circle Lined

Pg16



1" Circle Lined

Pg 16



Hanger Hardware

Pg 16



Spiral Pipe 10ft

Pg17



Spiral Couplings

Pg17



Flat S 10ft 26g

Pg18



Drive 10ft 26g

Pg18



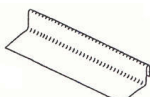
**Standing S
10ft 24g
Pg18**



2" vane 10ft 26g
4" vane 10ft 24g



2" vane rail 24g
4" vane rail 22g



Plaster Ground
10ft 30g



Hanger Strap



Metal Plumbers Tape



Strap Buckle

Pg18

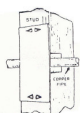
Pg18

Pg18

Pg19

Pg19

Pg16



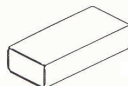
Nail Plates



FHA Straps 18g



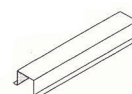
Flat Sheets



Plenum w/cap 1/2
Flange 3ft high 26g



Line Set Can



1pc 26g Gal.
line set cover

Pg19

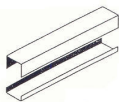
Pg19

Pg19

Pg20

Pg20

Pg20




2pc 26g Gal.
Line set cover
Pg20



Furnace Stand
Pg20




Combustion
Air Can
Pg21




Foundations
Vents
Pg21



Square Top
Louvers
Pg21




Wall Caps 28g Bond
Pg21




Dryer Vents
28g Bond




Dryer Box




Rooftop
Dyer Vent




Bliss
Dryer Box



China Cap



T-Tops Bond



Sub Jacks Gal.

Pg21

Pg21

Pg21

Pg21

Pg22

Pg22


Pg22



T-Tops Alum.



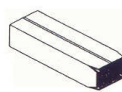
Cond. Flashing
26g Gal.




Dormers Bond



Gutter



Down Spout



Mitters

Pg22


Pg22

Pg22


Pg23

Pg23

Pg23



Leader Heads




Center supports




Standard
Down Spout Ells
Pg23



Flat
Down Spout Ells



Access Doors



Drywall Doors



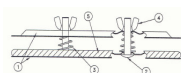
Duct Access Doors
Flat/Round
Pg24

Pg23


Pg23

Pg24

Pg24




Flat Grease Duct



Curved Blade
Grills
Pg25



Bar Type
Supply
Pg26




Pattern
Diffusers
Pg26



Bar Type
Return
Pg27



Bar Type
Filter Grill
Pg28



Stamped Steel
Pg29



Stamped Steel Return
Pg 30



Stamped Steel Filter Grill
Pg31



Floor Reg./Grills
Pg32




Floor Grills Return
Pg32



Toe Kick
Pg32



Double Deflection Supply
Pg33



Perforated Return T-Bar
Pg34




Perforated Supply T-Bar
Pg34



Perforated Return Perf Only
Pg34



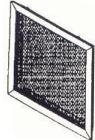
Stepdown Supply T-Bar
Pg34



Egg Crates (material only)
alum/Plastic
Pg35



Perf Supply Return Fiberglass
Pg35



Perf Filter Grill Fiberglass Back
Pg35



Bar Type Filter Bar Grill T-bar
Pg35



Type Return T-Bar
Pg35



Modular Core Surface Mount
Pg36



Modular Core T-Bar
Pg36



Perf Face/Surface Mount
Pg36



Perf Face/modular Core T-Bar
Pg36




Opposed Blade Damper
Pg37



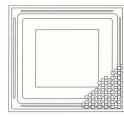
Round Butterfly Damper
Pg37



Plaster Frame
Pg37



Egg Crate Diffuser
Pg37




Square Back Return
Pg37




Round Supply
Pg38



EVAP Cooler Diffusers
Pg39




Plastic Stepdown Diffusers
Pg40



Plastic Modular Core Diffusers
Pg40



Plastic Back Pan for Plastic Diffusers
Pg40



Spiral Diffusers
Pg41



G-Tape 3" x 150ft
Pg42



Airseal #33 1 gal Tubes
Pg42



Airseal #700 1 gal
Pg42



Weather Seal 1 gal
Pg42



Airseal #11 1 gal Tubes
Pg42



Poly-Kote 1 gal
Pg42



90 Elbow

- 3" 30 gauge
- 4" 30 gauge + 26 gauge
- 5" 30 gauge + 26 gauge
- 6" 30 gauge + 26 gauge
- 7" 30 gauge + 26 gauge
- 8" 30 gauge + 26 gauge
- 9" 30 gauge + 26 gauge
- 10" 30 gauge + 26 gauge
- 12" 28 gauge + 26 gauge
- 14" 28 gauge + 26 gauge
- 16" 24 gauge
- 18" 24 gauge
- 20" 24 gauge
- 22" 24 gauge
- 24" 24 gauge
- 26" 24 gauge



45 Elbow

- 4" 26 gauge
- 5" 26 gauge
- 6" 26 gauge
- 7" 26 gauge
- 8" 26 gauge
- 9" 26 gauge
- 10" 26 gauge
- 12" 26 gauge
- 14" 26 gauge
- 16" 24 gauge
- 18" 24 gauge
- 20" 24 gauge
- 22" 24 gauge
- 24" 24 gauge



90 Elbow 1 1/2 Rad

- 4" 26 gauge
- 6" 26 gauge
- 8" 26 gauge
- 10" 26 gauge
- 12" 26 gauge
- 14" 26 gauge
- 16" 24 gauge
- 18" 24 gauge



45 Elbow 1 1/2 Rad

- 4" 26 gauge
- 6" 26 gauge
- 8" 26 gauge
- 10" 26 gauge
- 12" 26 gauge
- 14" 26 gauge
- 16" 24 gauge
- 18" 24 gauge



Wyes

4 x 3 x 3	5 x 4 x 4	6 x 4 x 4	7 x 5 x 5	8 x 6 x 4
4 x 4 x 4		6 x 5 x 5	7 x 6 x 4	8 x 6 x 5
		6 x 6 x 4 26g	7 x 6 x 5	8 x 6 x 6 26g
		6 x 6 x 5 26g	7 x 6 x 6	8 x 6 x 6 30g
		6 x 6 x 6 26g	7 x 7 x 5 26g	8 x 7 x 4
			7 x 7 x 7 26g	8 x 7 x 5
				8 x 7 x 6
				8 x 7 x 7
				8 x 8 x 5 26g
				8 x 8 x 6 26g
				8 x 8 x 7 26g
				8 x 8 x 8 26g
9 x 6 x 5	10 x 6 x 6	12 x 8 x 7	12 x 12 x 5 26g	
9 x 6 x 6	10 x 7 x 6	12 x 8 x 8	12 x 12 x 6 26g	
9 x 7 x 5	10 x 7 x 7		12 x 12 x 7 26g	
9 x 7 x 6	10 x 8 x 5	12 x 9 x 6	12 x 12 x 8 26g	
9 x 7 x 7	10 x 8 x 6	12 x 9 x 7	12 x 12 x 9 26g	
9 x 8 x 5	10 x 8 x 6 26g	12 x 9 x 8	12 x 12 x 10 26g	
9 x 8 x 7	10 x 8 x 7	12 x 9 x 9	12 x 12 x 12 26g	
9 x 8 x 6	10 x 8 x 8 26g			
9 x 8 x 8	10 x 9 x 8	12 x 10 x 5		
9 x 9 x 5 26g	10 x 9 x 8 26g	12 x 10 x 6		
9 x 9 x 6 26g	10 x 9 x 5	12 x 10 x 6 26g		
9 x 9 x 7 26g	10 x 9 x 6	12 x 10 x 7		
9 x 9 x 9 26g	10 x 9 x 7	12 x 10 x 7 26g		
	10 x 9 x 8	12 x 10 x 8		
	10 x 9 x 9	12 x 10 x 8 26g		
	10 x 10 x 5 26g	12 x 10 x 9		
	10 x 10 x 6 26g	12 x 10 x 10		
	10 x 10 x 7 26g	12 x 10 x 10 26g		
	10 x 10 x 8 26g			
	10 x 10 x 9 26g			
	10 x 10 x 10 26g			



Wyes

14 x 10 x 8	16 x 12 x 9 24g	18 x 12 x 12 24g	20 x 14 x 14 24g
14 x 10 x 9	16 x 12 x 10 24g	18 x 14 x 10 24g	20 x 16 x 10 24g
14 x 10 x 10	16 x 12 x 12 24g	18 x 14 x 12 24g	20 x 16 x 12 24g
14 x 10 x 10 26g	16 x 14 x 6 24g	18 x 14 x 14 24g	20 x 16 x 14 24g
14 x 12 x 12	16 x 14 x 7 24g	18 x 16 x 8 24g	20 x 16 x 16 24g
14 x 12 x 6	16 x 14 x 8 24g	18 x 16 x 9 24g	20 x 18 x 10 24g
14 x 12 x 6 26g	16 x 14 x 9 24g	18 x 16 x 10 24g	20 x 18 x 12 24g
14 x 12 x 7	16 x 14 x 10 24g	18 x 16 x 12 24g	20 x 18 x 14 24g
14 x 12 x 8	16 x 14 x 12 24g	18 x 16 x 14 24g	22 x 18 x 18 24g
14 x 12 x 8 26g	16 x 14 x 14 24g	18 x 16 x 16 24g	
14 x 12 x 9		18 x 18 x 7 24g	
14 x 12 x 10	16 x 16 x 6 24g	18 x 18 x 8 24g	
14 x 12 x 10 26g	16 x 16 x 8 24g		
14 x 12 x 12	16 x 16 x 10 25g	18 x 18 x 10 24g	
14 x 12 x 12 26g	16 x 16 x 12 24g	18 x 18 x 12 24g	
14 x 14 x 5 26g	16 x 16 x 14 24g	18 x 18 x 14 24g	
14 x 14 x 6 26g	16 x 16 x 16 24g		
14 x 14 x 7 26g			
14 x 14 x 8 26g			
14 x 14 x 9 26g			
14 x 14 x 10 26g			
14 x 14 x 12 26g			
14 x 14 x 14 26g			



Vent Tee 26 gauge

5 x 4 x 3

5 x 4 x 4

6 x 4 x 4

6 x 5 x 3



Straight Boot

30 gauge

- 3 x 4
- 6 x 4
- 6 x 5
- 8 x 4
- 8 x 5
- 8 x 6
- 10 x 4
- 10 x 5
- 10 x 6
- 10 x 7
- 10 x 8
- 12 x 6
- 12 x 7
- 12 x 8
- 14 x 6
- 14 x 7
- 14 x 8
- 14 x 9
- 14 x 10



Stackhead Boot

30 gauge


- 6 x 5
- 8 x 5
- 10 x 4
- 10 x 5
- 10 x 6
- 10 x 7
- 12 x 8
- 12 x 6
- 12 x 7
- 14 x 8
- 14 x 6
- 14 x 7
- 14 x 8
- 14 x 9
- 14 x 10



Cone Boot


30 gauge

- 8 x 4
- 8 x 5
- 8 x 6
- 10 x 5
- 10 x 6
- 10 x 7
- 10 x 8
- 12 x 5
- 12 x 6
- 12 x 7
- 12 x 8
- 14 x 6
- 14 x 7
- 14 x 8
- 14 x 9




Perimeter Adaptor 6" high 30 gauge

- | | | |
|----------|----------|----------|
| 10 x 2 ¼ | 12 x 2 ¼ | 14 x 2 ¼ |
| 10 x 4 | 12 x 4 | 14 x 4 |
| 10 x 6 | 12 x 6 | 14 x 6 |



Riser Ell 45 Flat 30 gauge

**8"
10"
12"
14"**




Riser Ell 90 Flat 30 gauge

**8"
10"
12"
14"**



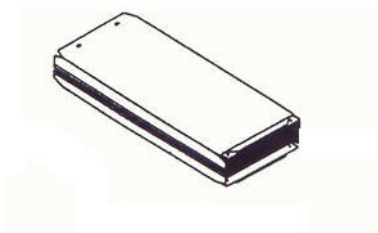
Riser Ell 45 STD 30 gauge

**8"
10"
12"
14"**



Riser Ell 90 STD 30 gauge

**8"
10"
12"
14"**



Riser Pipe 3ft 30 gauge

**8 x 3 1/4
10 x 3 1/4
12 x 3 1/4
14 x 3 1/4**



Riser End Cap 30 gauge

**8"
10"
12"
14"**




Floor Box 30 gauge

8 x 4 x 4	10 x 4 x 4	12 x 6 x 6	14 x 6 x 6
8 x 4 x 5	10 x 4 x 5	12 x 6 x 7	14 x 6 x 7
8 x 6 x 6	10 x 4 x 6	12 x 6 x 8	14 x 6 x 8
	10 x 6 x 5	12 x 8 x 8	14 x 6 x 9
	10 x 6 x 6		14 x 8 x 7
	10 x 6 x 7		14 x 8 x 8
	10 x 8 x 8		14 x 8 x 9
			14 x 10 x 10




Register Box 30 gauge

8 x 4	10 x 4	12 x 6	14 x 6
	10 x 6		14 x 8




Perimeter Box 12" high w/pg 30 gauge

10 x 2 ¼	12 x 2 ¼	14 x 2 ¼
10 x 4	12 x 4	14 x 4
10 x 6	12 x 6	14 x 6
		14 x 8




Perimeter SH Boot – PH2
2” Ext w/pg

- 8 x 4 x 5**
- 10 x 4 x 5**
- 10 x 6 x 6**
- 12 x 6 x 7**
- 14 x 6 x 8**
- 14 x 8 x 9**



Perimeter Cone Boot – PH3
2” Ext w/pg

- 8 x 4 x 5**
- 10 x 4 x 5**
- 10 x 6 x 6**
- 12 x 6 x 7**
- 14 x 6 x 8**
- 14 x 8 x 9**




Square Ceiling Box no plaster ground 4" height 30 gauge

6 x 6 x blank	8 x 8 x blank	10 x 10 x blank	12 x 12 x blank
*6 x 6 x 5	*8 x 8 x 6	10 x 10 x 6	12 x 12 x 7
*6 x 6 x 6	8 x 8 x 7	10 x 10 x 7	12 x 12 x 8
	*8 x 8 x 8	*10 x 10 x 8	12 x 12 x 9
		10 x 10 x 9	*12 x 12 x 10
		*10 x 10 x 10	12 x 12 x 12

14 x 14 x blank	15 x 15 x blank	16 x 16 x blank	18 x 18 x blank
14 x 14 x 9		16 x 16 x 12	18 x 18 x 14
14 x 14 x 10		16 x 16 x 14	18 x 18 x 16
*14 x 14 x 12		16 x 16 x 16	18 x 18 x 18
14 x 14 x 14			


20 x 20 x blank
22 x 22 x blank
24 x 24 x blank
24 x 48 x blank

** Available with plaster ground*




Tapered Ceiling Box with plaster ground 30 gauge

6 x 6 x 5	8 x 8 x 6	10 x 10 x 6	12 x 12 x 7	14 x 14 x 9
6 x 6 x 6	8 x 8 x 7	10 x 10 x 7	12 x 12 x 8	14 x 14 x 10
	8 x 8 x 8	10 x 10 x 8	12 x 12 x 9	14 x 14 x 12
		10 x 10 x 9	12 x 12 x 10	14 x 14 x 14
		10 x 10 x 10	12 x 12 x 12	



12" High Ceiling Box w/pg 30gauge

- 8 x 8 x blank**
- 10 x 10 x blank**
- 12 x 12 x blank**
- 14 x 14 x blank**



Return Air Can 4" High w/pg 30 gauge

- | | | |
|----------------|----------------|----------------|
| 20 x 14 | 24 x 10 | 30 x 10 |
| 20 x 14 | 24 x 12 | 30 x 12 |
| 20 x 20 | 24 x 14 | 30 x 14 |
| | 24 x 24 | 30 x 16 |
| | | 30 x 18 |
| | | 30 x 20 |
| | | 30 x 24 |

Pancake 30 gauge



3 x 4 Increaser 4 x 5 Increaser 5 x 4 6 x 4 7 x 5 8 x 6 9 x 7
3 x 5 Increaser 4 x 6 Increaser 6 x 5 7 x 6 8 x 7 9 x 8
3 x 6 Increaser 4 x 3 Reducer

10 x 8 12 x 9 14 x 10 16 x 12 18 x 16 20 x 18
10 x 9 12 x 10 14 x 12 16 x 14

Reducers 8 high 30 gauge



4 x 3 5 x 4 6 x 4 7 x 6 8 x 6 9 x 7 10 x 8 12 x 10 14 x 12 16 x 14
6 x 5 8 x 7 10 x 9

Tapers 3pc (Shur Fit)




26 gauges

5 x 4 6 x 4 7 x 6 8 x 6 9 x 7 10 x 6 12 x 8 14 x 8
6 x 5 8 x 7 9 x 8 10 x 7 12 x 9 14 x 9
10 x 8 12 x 10 14 x 10
10 x 9 14 x 12

24 gauges

16 x 10 18 x 12 20 x 12 22 x 16 24 x 18
16 x 12 18 x 14 20 x 14 22 x 18 24 x 20
16 x 14 18 x 16 20 x 16 22 x 20 24 x 22
20 x 18



**Disc Damper 26 Gauge Blade
Jiffy Hardware**

- 4"
- 5"
- 6"
- 7"
- 8"
- 9"
- 10"
- 12"
- 14"
- 16"
- 18"
- 20"

Heavy Gage Damper 20 Gauge

- 6" 1/4" Hardware
- 7" " Hardware
- 8" " Hardware
- 9" " Hardware
- 10" " Hardware
- 12" " Hardware
- 14" " Hardware
- 16" 3/8" Hardware
- 18" " Hardware
- 20" " Hardware



Sleeve w/Damper

- 5" 30 gage
- 6" 30 gage
- 7" 30 gage
- 8" 30 gage
- 9" 30 gage
- 10" 30 gage
- 12" 30 gage
- 14" 28 gage
- 16" 28 gage
- 18" 28 gage



**Commercial Sleeve W/
Damper 1 1/2 Standoff 3/8 Rod**

- 6"
- 7"
- 8"
- 9"
- 10"
- 12"
- 14"
- 16"
- 18"
- 20"




Round End Caps

- 4" 26 gauge
- 5" 26 gauge
- 6" 26 gauge
- 7" 26 gauge
- 8" 26 gauge
- 9" 26 gauge
- 10" 26 gauge
- 12" 26 gauge
- 14" 26 gauge
- 16" 24 gauge
- 18" 24 gauge
- 20" 24 gauge
- 22" 24 gauge
- 24" 24 gauge



**Saddle Tap Round
45 degree**

- 5 on 7 26 gauge
- 6 on 8 26 gauge
- 7 on 9 26 gauge
- 8 on 10 26 gauge
- 9 on 12 26 gauge
- 10 on 12 26 gauge
- 12 on 14 26 gauge
- 14 on 16 26 gauge
- 16 on 18 24 gauge
- 18 on 20 24 gauge



**Saddle Tap Flat
45 degree**

- 6" 26 gauge
- 7" 26 gauge
- 8" 26 gauge
- 9" 26 gauge
- 10" 26 gauge
- 12" 26 gauge
- 14" 26 gauge
- 16" 24 gauge
- 18" 24 gauge

Mesh End Caps

- 6"
- 8"
- 10"



Superseals

- 4"
- 5"
- 6"
- 7"
- 8"
- 9"
- 10"
- 12"
- 14"
- 16"
- 18"
- 20"



Duct Board Start Collars

- 5"
- 6"
- 7"
- 8"
- 9"
- 10"
- 12"
- 14"
- 16"



Start Collars

- 4" 30 gauge
- 5" 30 gauge
- 6" 30 gauge + 26 gauge
- 7" 30 gauge
- 8" 30 gauge + 26 gauge
- 9" 30 gauge
- 10" 30 gauge + 26 gauge
- 12" 30 gauge + 26 gauge
- 14" 30 gauge + 26 gauge
- 16" 26 gauge
- 18" 26 gauge
- 20" 26 gauge
- 22" 26 gauge
- 24" 26 gauge



Spin Ins w/Scoop and Damper

- 5"
- 6"
- 7"
- 8"
- 9"
- 10"
- 12"
- 14"
- 16"
- 18"
- 20"

K-D Pipe 3ft



- 3" 30 gauge**
- 4" 30 gauge + 26 gauge**
- 5" 30 gauge + 26 gauge**
- 6" 30 gauge + 26 gauge**
- 7" 30 gauge + 26 gauge**
- 8" 30 gauge + 26 gauge**
- 9" 30 gauge + 26 gauge**
- 10" 30 gauge + 26 gauge**
- 12" 30 gauge + 26 gauge**
- 14" 28 gauge + 26 gauge**
- 16" 24 gauge**
- 18" 24 gauge**
- 20" 24 gauge**
- 22" 24 gauge**
- 24" 24 gauge**



Conductor Pipe 10ft

- 3" 26 gauge**
- 4" 26 gauge**
- 5" 26 gauge**
- 6" 26 gauge**



1" Circle Lined K-D Pipe

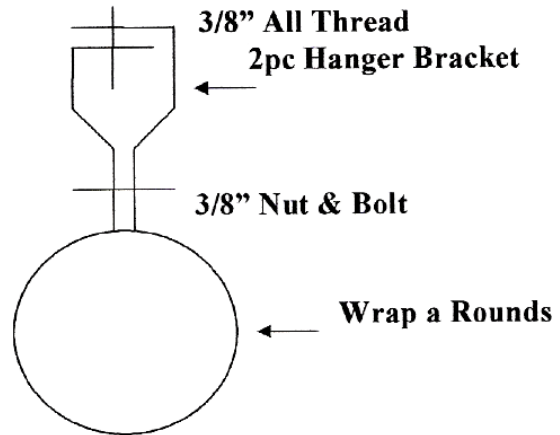
- 8" OD- 6" ID 26 gauge
- 10" OD- 8" ID 26 gauge
- 12" OD-10" ID 26 gauge
- 14" OD-12" ID 26 gauge
- 16" OD-14" ID 24 gauge
- 18" OD-16" ID 24 gauge
- 20" OD-18" ID 24 gauge



1" Circle Lined 90 Degree Ell


- 8" OD- 6" ID 26 gauge
- 10" OD- 8" ID 26 gauge
- 12" OD-10" ID 26 gauge
- 14" OD-12" ID 26 gauge
- 16" OD-14" ID 24 gauge
- 18" OD-16" ID 24 gauge
- 20" OD-18" ID 24 gauge

2 pc Hanger Bracket / Wrap a Round




Wrap a Round

- 6"
- 7"
- 8"
- 10"
- 12"
- 14"
- 16"
- 18"
- 20"
- 22"
- 24"



Strap Buckle



Spiral Pipe 10ft

- 4" 26 gauge**
- 5" 26 gauge**
- 6" 26 gauge**
- 7" 26 gauge**
- 8" 26 gauge**
- 9" 26 gauge**
- 10" 26 gauge**
- 12" 26 gauge**
- 14" 26 gauge**
- 16" 24 gauge**
- 18" 24 gauge**
- 20" 24 gauge**
- 22" 24 gauge**
- 24" 24 gauge**




Spiral Couplings

- 4"**
- 5"**
- 6"**
- 7"**
- 8"**
- 9"**
- 10"**
- 12"**
- 14"**
- 16"**
- 18"**
- 20"**
- 22"**
- 24"**



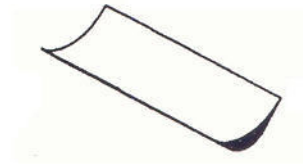
Flat S 10ft 26 gauge




Drive 10ft 26 gauge



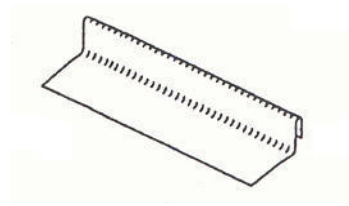
Standing S 10ft 24 gauge



**2" Vane 10ft 26 gauge
4" Vane 10ft 24 gauge**



**2" Vane Rail 24 gauge
4" Vane Rail 22 gauge**



Plaster Ground 10ft 30 gauge

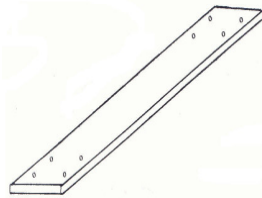
**Filter Channel
1 x 1 10ft 26 gauge**

**Fire Damper Angle
1 1/2 x 1 1/2 16 gauge Angle**



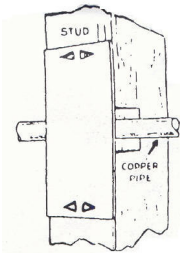
Hanger Strap

- 1 ½ x 80 ft 30 gauge w/holes**
- 1 ½ x 80 ft 26 gauge w/holes**
- 1 ½ x 500ft 26 gauge no holes**
- 1 ½ x 80 ft 24 gauge no holes**
- 1 x 100 ft 20 gauge no holes**
- 1 x 500ft 24 gauge no holes**




FHA Straps 18 gauge

- 9"**
- 18"**
- 24"**



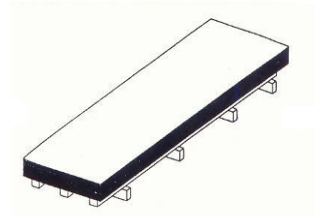
Nail Plates

- 2 x 5**



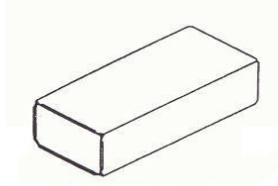
Metal Plumbers Tape

- ¾" x 10ft 26 gauge**



Flat Sheets

- 36 x 36 26 gauge**



**Plenum w/cap $\frac{1}{2}$
Flange 3ft high 26 gauge**

13 x 19 $\frac{1}{4}$

13 $\frac{1}{8}$ x 22

13 $\frac{1}{2}$ x 20 $\frac{1}{4}$

14 x 20

14 x 25

16 $\frac{1}{8}$ x 19 $\frac{1}{4}$

16 $\frac{1}{2}$ x 20 $\frac{1}{4}$

16 $\frac{1}{2}$ x 22

16 x 25

19 $\frac{1}{4}$ x 19 $\frac{3}{8}$

19 $\frac{7}{8}$ x 22


19 $\frac{1}{4}$ x 23 $\frac{1}{4}$

20 x 20 $\frac{1}{4}$

20 x 24

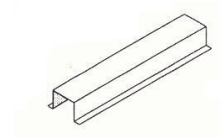
20 x 25

22 x 23 $\frac{1}{4}$




Line Set Cans 26 gauge Bond

Line Set Covers



1pc 26 gauge Gal.



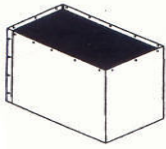
2pc 26 gauge Gal.




Furnace Stand

28 x 4"

28 x 6"



Combustion Air Can
High 14x4x11 w/pg
Low 14x3 1/2 x11 raw




Square Top Louvers
p/g 28 gauge Bond

- 14x 9 14x24
- 14x12 14x30
- 14x18 14x36




STAMPED



STUCCO

Foundations Vents
14x6 stucco-Mesh
14x6 stamped-mesh



Wall Caps 28 gauge Bond


- 4 x 4
- 7 x 7
- 8 x 8
- 10 x 4
- 10 x 10
- 4 x 4 Copper




Dryer Vents 28 gauge Bond

- 4"
- 5"
- 6"
- 4" Copper

Dryer Box
#350 2x4 walls
#425 2x6 walls




Rooftop Dyer Vent



Bliss Dryer Box


4"

4"




China Cap 26 galvanized

- 3"
- 4"
- 5"
- 6"
- 7"
- 8"
- 9"
- 10"
- 12"
- 14"



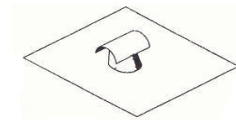
T-Tops Bond

- 4"
- 4" 12" High
- 7"
- 7" 12" High
- 8"
- 10"
- 4" Copper
- 8" Copper



Sub Jacks Gal.

- 4"
- 7"



T-Tops Alum.

- 4"
- 7"



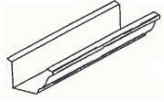
Cond. Flashing 26 gauge Gal.

- | | |
|-----|-----|
| 3" | 12" |
| 4" | 14" |
| 5" | 16" |
| 6" | 18" |
| 7" | 20" |
| 8" | 22" |
| 9" | 24" |
| 10" | |



Dormers Bond

- 9 x 18
- 12 x 24



Gutter

**K-4 20ft 26 gauge Bond
K-5 20ft 26 gauge Bond**

**End Caps
K-4 Left & Right
K-5 Left & Right**


Ferrules

**4"
5"**

Spikes

7"

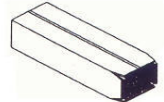
Miters



**K-4 Inside & Outside
K-5 Inside & Outside**

Drop Outlets

**2 x 3
3 x 4**




Down Spout

**2 x 3 x 10ft 28 gauge Bond
2 x 3 x 20ft 28 gauge Bond
3 x 4 x 10ft 28 gauge Bond
3 x 4 x 10ft 28 gauge Gal.
4 x 6 x 10ft 26 gauge Gal.**

Down Spout Ells



Type B




Type A

**2 x 3 45degree STD Type A
3 x 4 45degree STD Type A
2 x 3 45degree Flat Type B
3 x 4 45degree Flat Type B
2 x 3 75degree STD Type A
3 x 4 75degree STD Type A
2 x 3 75degree Flat Type B
3 x 4 75degree Flat Type B**




Leader Heads

**2 x 3 28 gauge Bond
3 x 4 28 gauge Bond
4 x 6 28 gauge Bond**




Center Suppers

**2 x 3
3 x 4**



Duct Access Doors

- 6 x 6**
- 8 x 8**
- 10 x 10**
- 12 x 12**
- 14 x 14**
- 16 x 16**
- 18 x 18**
- 20 x 20**
- 24 x 24**




Drywall Doors

- 8 x 8**
- 10 x 10**
- 12 x 12**
- 14 x 14**
- 16 x 16**
- 18 x 18**
- 20 x 20**
- 24 x 24**



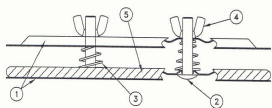
Flat Duct Access Doors

- 10 x 6**
- 16 x 12**



Round Duct Access Doors


- 10 x 6-6**
- 10 x 6-9**
- 10 x 6-12**
- 10 x 6-16**
- 10 x 6-22**



Flat Grease Duct Access Doors

- 10 x 6**
- 16 x 12**


Curved Blade 3 Way



293 W/OBD/ 303OBD

- 6 x 6**
- 8 x 4**
- 8 x 8**
- 10 x 4**
- 10 x 6**
- 10 x 10**
- 12 x 4**
- 12 x 6**
- 12 x 12**
- 14 x 6**


Curved Blade 4 Way



294M/ 304M
W/manual Damper

- 6 x 6**
- 8 x 8**
- 10 x 10**
- 12 x 12**
- 14 x 14**
- 16 x 16**


Curved Blade 3 Way



293M/ 303M
W/manual Damper

- 6 x 6**
- 8 x 4**
- 8 x 8**
- 10 x 4**
- 10 x 6**
- 10 x 10**
- 12 x 4**
- 12 x 6**
- 12 x 12**
- 14 x 6**
- 14 x 8**
- 14 x 14**


Curved Blade 4 Way



294 W/OBD/ 304OBD

- 6 x 6**
- 8 x 8**
- 10 x 10**
- 12 x 12**
- 14 x 14**
- 16 x 16**
- 18 x 18**
- 20 x 20**
- 22 x 22**
- 24 x 24**


Bar Type Supply



900V/ 210VM

6 x 6
8 x 4
8 x 6
8 x 8
10 x 4
10 x 5
10 x 6
10 x 8
10 x 10
12 x 4
12 x 5
12 x 6
12 x 8
12 x 10
12 x 12
14 x 4
14 x 5
14 x 6
14 x 8
14 x 10
14 x 12
14 x 14
16 x 4
16 x 6
16 x 8
16 x 16
18 x 6
18 x 8
20 x 6
20 x 8


Pattern Diffusers



1102/ 560M

8 x 8
10 x 10
12 x 12
14 x 14

Bar Type Return




S90H/ 270

6 x 6
8 x 8
10 x 4
10 x 6
10 x 8
10 x 10
12 x 6
12 x 8
12 x 10
12 x 12
14 x 6
14 x 8
14 x 10
14 x 12
14 x 14
16 x 6
16 x 8
16 x 10
16 x 12
16 x 14
16 x 16
18 x 6
18 x 8
18 x 10
18 x 12
18 x 14
18 x 16
18 x 18
20 x 6

20 x 8
20 x 10
20 x 12
20 x 14
20 x 16
20 x 18
20 x 20
22 x 22
24 x 6
24 x 8
24 x 10
24 x 12
24 x 14
24 x 16
24 x 18
24 x 20
24 x 24
30 x 6
30 x 8
30 x 10
30 x 12
30 x 14
30 x 16
30 x 18
30 x 20
30 x 24
30 x 30
36 x 6
36 x 8
36 x 10
36 x 12
36 x 14
36 x 16
36 x 18
36 x 20
36 x 24

Bar Type Filter Grill



S90HFF/ 290

12 x 30

14 x 14

14 x 20

14 x 24

14 x 30

20 x 10

20 x 12

20 x 14

20 x 16

20 x 18

20 x 20

22 x 22

24 x 10

24 x 12

24 x 14

24 x 16

24 x 18

24 x 20

24 x 24

25 x 12

25 x 14

25 x 16

25 x 18

25 x 20

30 x 10

30 x 12

30 x 14

30 x 16

30 x 18

30 x 20

30 x 24

36 x 10

36 x 12

36 x 14


36 x 16

36 x 18

36 x 20

36 x 24


Stamped Steel 2 Way



600/ 102M

- 8 x 4**
- 8 x 6**
- 10 x 4**
- 10 x 5**
- 10 x 6**
- 10 x 8**
- 12 x 6**
- 12 x 8**
- 14 x 6**
- 14 x 8**
- 14 x 10**


Stamped Steel 4 Way



604/ 104M

- 6 x 6**
- 8 x 8**
- 10 x 10**
- 12 x 12**
- 14 x 14**

Stamped Steel 3 Way



603/ 103M

- 8 x 4**
- 10 x 4**
- 10 x 6**
- 12 x 4**
- 12 x 6**
- 12 x 8**
- 14 x 6**
- 14 x 8**

Stamped Steel Return




60GH/ 170

6 x 6
8 x 8
10 x 6
10 x 8
10 x 10
12 x 4
12 x 6
12 x 8
12 x 10
12 x 12
14 x 4
14 x 6
14 x 8
14 x 10
14 x 12
14 x 14
16 x 6
16 x 8
16 x 10
16 x 12
16 x 14
16 x 16
18 x 6
18 x 8
18 x 10
18 x 12
18 x 14
18 x 16
18 x 18
20 x 6
20 x 8
20 x 10

20 x 12
20 x 14
20 x 16
20 x 18
20 x 20
24 x 6
24 x 8
24 x 10
24 x 12
24 x 14
24 x 16
24 x 18
24 x 20
24 x 24
30 x 6
30 x 8
30 x 10
30 x 12
30 x 14
30 x 16
30 x 18
30 x 20
30 x 24
30 x 30
36 x 6
36 x 8
36 x 10
36 x 12
36 x 14
36 x 16
36 x 18
36 x 20
36 x 24

Stamped Steel Filter Grill



60GHFF/ 190

20 x 10

20 x 12

20 x 14

20 x 16

20 x 18

20 x 20

24 x 10

24 x 12

24 x 14

24 x 16

24 x 18

24 x 20

24 x 24

25 x 12

25 x 14

25 x 16

25 x 18

25 x 20

30 x 10

30 x 12

30 x 14

30 x 16

30 x 18

30 x 20

30 x 24

36 x 10

36 x 12

36 x 14

36 x 16


36 x 18

36 x 20

36 x 24

30 x 36


Floor Register-Supply



350

14 x 8

Floor Register Supply



800/ 150MB

8 x 4

10 x 21/4

10 x 4

10 x 6

12 x 21/4

12 x 4


12 x 6

14 x 21/4

14 x 4

14 x 6

Toe Kick



875/ 150TSB

10 x 2

12 x 2

14 x 2

Floor Grills Return



825


24 x 12

24 x 14

30 x 12

30 x 14

Double Deflection Supply




990VOBD

8 x 8
10 x 6
10 x 10
12 x 4
12 x 6
12 x 8
12 x 10
12 x 12
14 x 4
14 x 6
14 x 8
14 x 10
14 x 12
14 x 14
16 x 6
16 x 8
16 x 10
16 x 12
16 x 16
18 x 4
18 x 6
18 x 8
18 x 10
18 x 12
18 x 14
18 x 18
20 x 6
20 x 8
20 x 10
20 x 12
20 x 14
20 x 16

20 x 18
20 x 20
24 x 6
24 x 8
24 x 10
24 x 12
24 x 14
24 x 16
24 x 18
30 x 6
30 x 8
30 x 10
30 x 12
30 x 14
30 x 16
30 x 18
36 x 8
36 x 12


Perforated Return T-Bar



1230

- 6
- 8
- 10
- 12
- 14
- 16
- 18
- 20


Perforated Return Perf Only



1274

- 24 x 12
- 24 x 24
- 24 x 48


Perforated Supply T-Bar



1234


- 6
- 8
- 10
- 12
- 14
- 16

Stepdown Supply T-Bar




2004CD

- 6
- 8
- 10
- 12
- 14



EGG CRATE ALUM

24 x 48

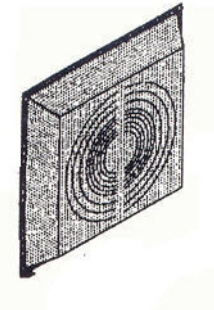


EGG CRATE PLASTIC

24 x 24

24 x 48


Perf Supply Return Fiberglass



PDU


24 x 24

Perf Filter Grill Fiberglass Back



PDF


Bar Type Filter Grill T-Bar



S90HFF TB

20 x 20


Bar Type Return T-Bar



S90H No Holes

22 x 22

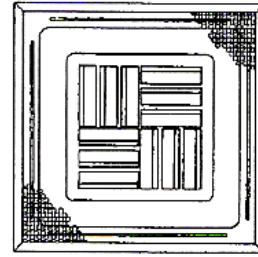
Modular Core Surface Mount



MAC S

- 6 x 6**
- 8 x 8**
- 10 x 10**
- 12 x 12**
- 14 x 14**
- 16 x 16**
- 18 x 18**
- 20 x 20**


Perf Face/Modular Core Surface Mount



Mac Perf S

- 8 x 8**
- 10 x 10**
- 12 x 12**
- 14 x 14**
- 16 x 16**
- 18 x 18**

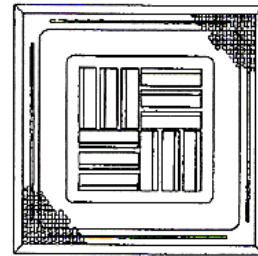
Modular Core T-Bar



MAC EP

- 8 x 8**
- 10 x 10**
- 12 x 12**
- 14 x 14**
- 16 x 16**
- 18 x 18**
- 20 x 20**


Perf Face/Modular Core T-Bar




Mac Perf T-Bar

- 8in rd**
- 10in rd**
- 12in rd**
- 14in rd**
- 16in rd**

OBD




- 6 x 6**
- 8 x 8**
- 10 x 10**
- 12 x 12**
- 14 x 14**
- 16 x 16**
- 18 x 18**




R22

- 6**
- 8**
- 10**
- 12**
- 14**

Plaster Frame

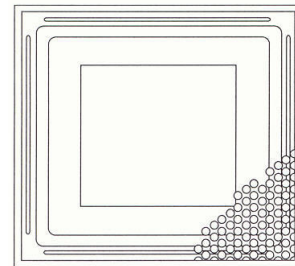


AL10PF
24 x 24



Egg Crate Diffusers

- 6 x 6**
- 8 x 8**
- 10 x 10**
- 12 x 12**
- 14 x 14**
- 16 x 16**
- 18 x 18**
- 20 x 20**
- 22 x 22**
- 22 x 22 no screw holes**
- 24 x 24**



4390

- 20 x 20**
- 22 x 22**

Round Supply



800


6

8

10

12

14



800D

6

8

10

12

14



800R

6


8

10

12

14


EVAP Cooler Diffusers



1160

24 x 24 T-BAR


EVAP Cooler Diffusers



1150

- 16 x 16**
- 18 x 18**
- 20 x 20**
- 22 x 22**
- 24 x 24**


Plastic Stepdown Diffusers



RZ1400

24 x 24

Plastic Modular Core Diffusers



RZ1444

24 x 24


Plastic Back Pan for Plastic Diffusers



RZPL

24 x 24

Spiral Diffusers



10 x 6 on 10"

12 x 6 on 10"

12 x 6 on 12"

12 x 6 on 14"

14 x 6 on 10"

14 x 6 on 12"

14 x 6 on 14"

14 x 6 on 16"

14 x 8 on 14"

14 x 8 on 16"

14 x 8 on 18"

G -Tape



3" x 150ft

Airseal #33



**1 gal
Tubes**

Airseal # 700



1 gal

Weather Seal



1 gal

Airseal #11



**1 gal
Tubes**

Poly-Kote



1 gal